

**WHX** WORLD  
HEALTH  
EXPO

Lagos · 2-4 June

Formerly Medic West Africa

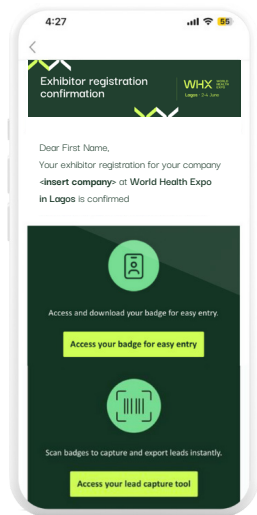
Exhibitor Guide

# Lead Capture and Management Tool

Scan, qualify, and export your leads  
all made simple.

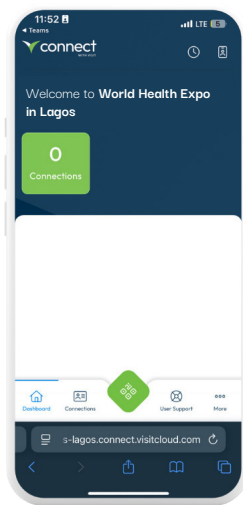


# Scanning leads at the show



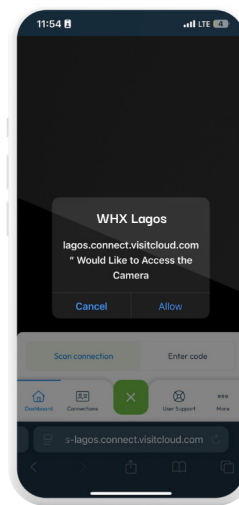
## Step 1

Click on the **Scan Leads** button in your badge confirmation email



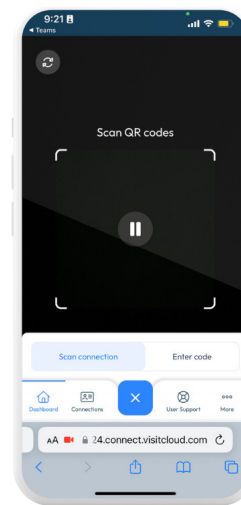
## Step 2

Click on the **Green Scan** button



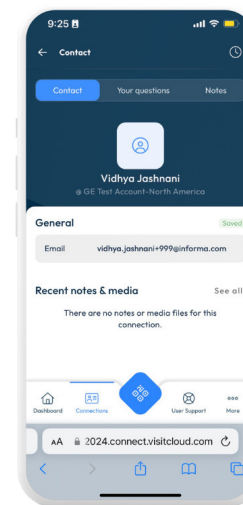
## Step 3

Grant camera permissions



## Step 4

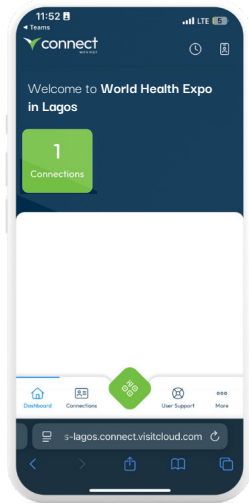
Point directly at the attendee's badge



## The lead is scanned!

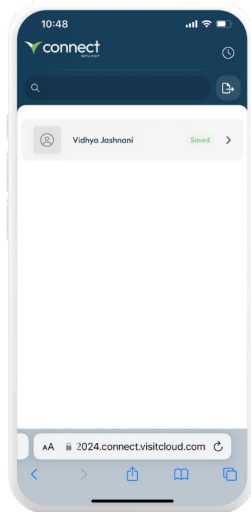
A successful scan will open the attendee's profile card

# Managing leads at the show



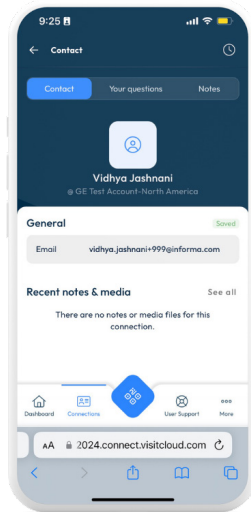
## Step 1

Click on the **Green Scan** button



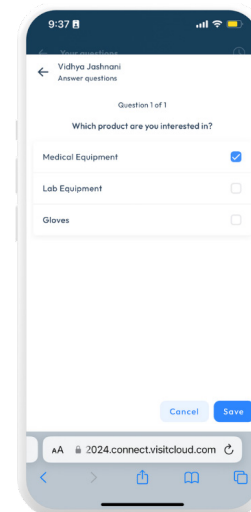
## Step 2

Select **any lead** to open their profile.



## Step 3

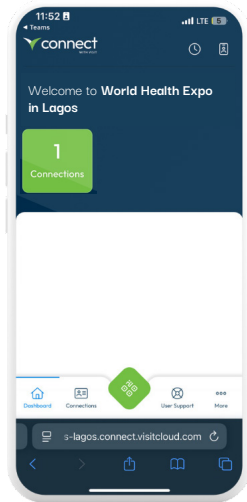
Use the tabs to answer your custom questions, add notes, or mark follow-up actions.



## Step 4

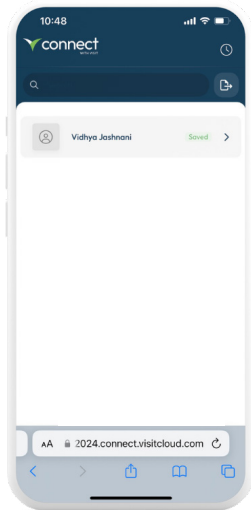
Click **Save** to keep your updates for that lead.

# Downloading your leads



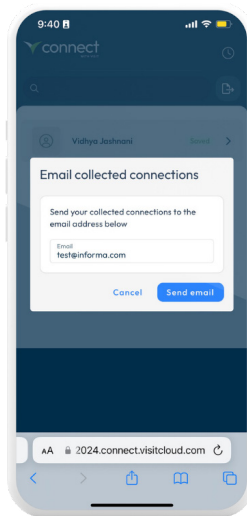
## Step 1

Click on the **Green Scan** button



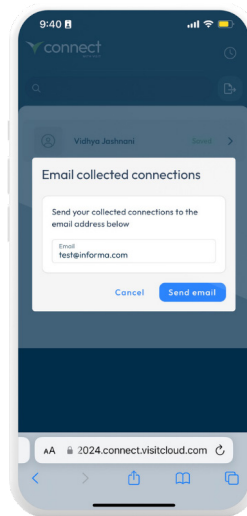
## Step 2

Select the **Download icon** in the top right corner.



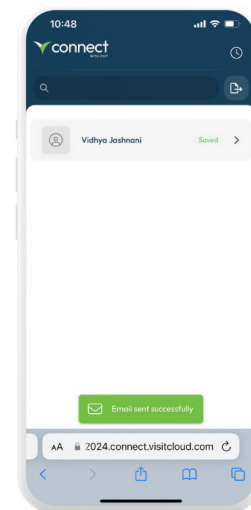
## Step 3

Enter your email to receive a leads spreadsheet.



## Step 4

Click **Send Email** to confirm.



## Your leads are in your inbox!

A green confirmation will appear once your leads have been successfully sent in Excel format.

# Contact us

Email: [support.whxlagos@informa.com](mailto:support.whxlagos@informa.com)

On-site: [Visit the Exhibitor Support Desk](#)

## Thank you

